


Temporizador lámpara




Connect to the input 220V fire wire

Connect to input 220V neutral line

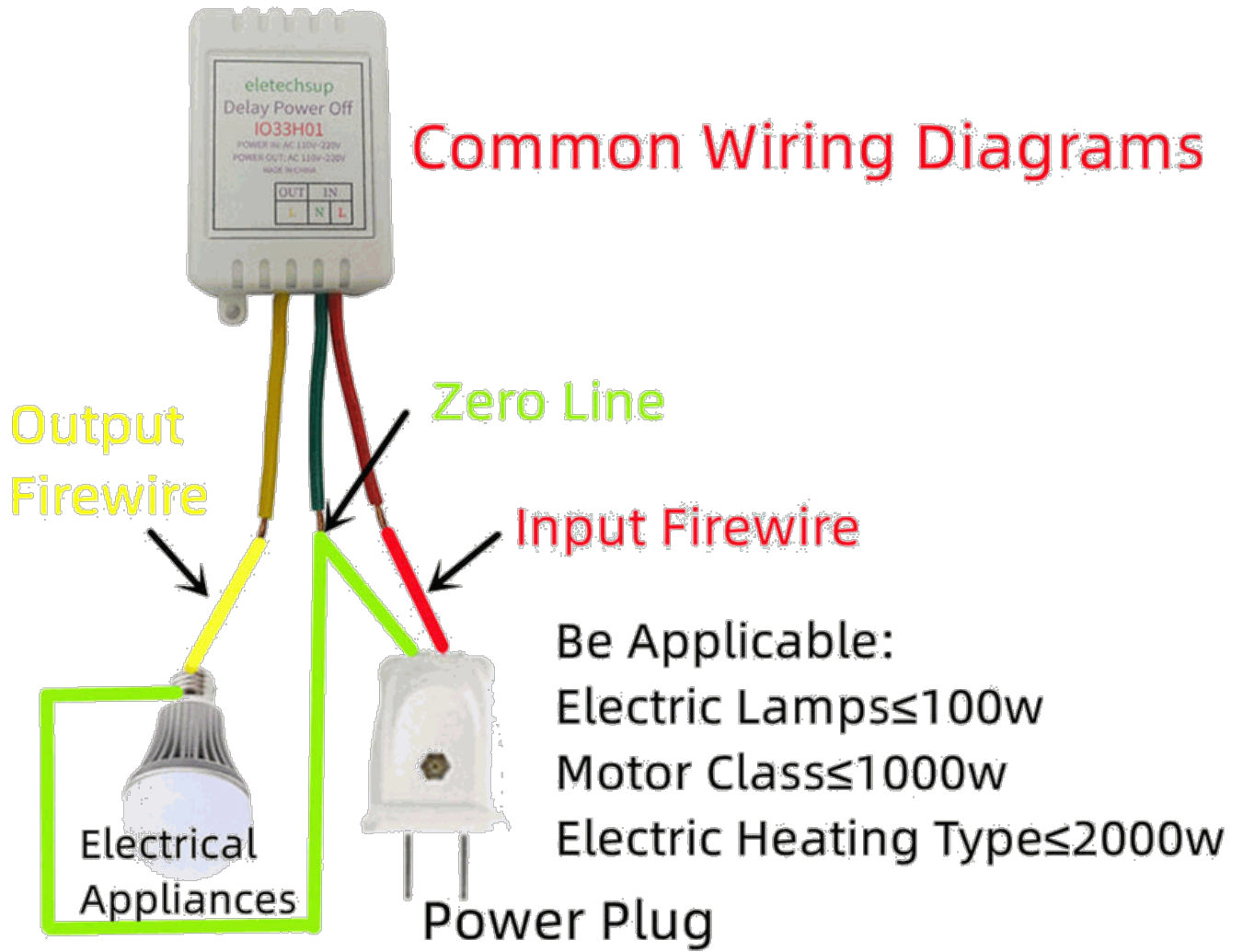
Connect to output 220V fire wire

The neutral wire cannot be reversed, otherwise the yellow wire will have no output, Live wiring is prohibited

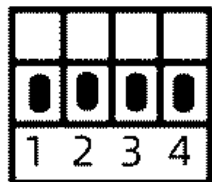
AC 110V-220V Power ON Delay OFF Relay Switch



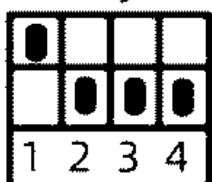
Common Wiring Diagrams



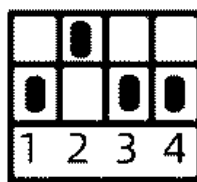
Io33h01 Setting Delay Time 16 Modes Reference Table



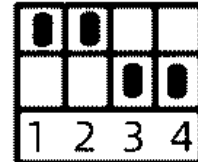
1 Minute



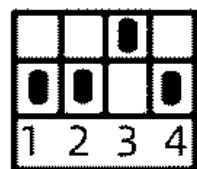
3 Minute



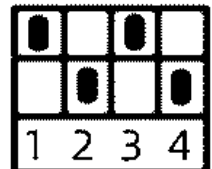
5 Minute



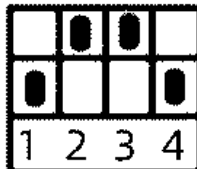
10 Minute



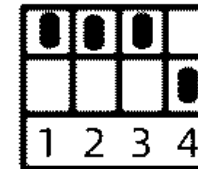
15 Minute



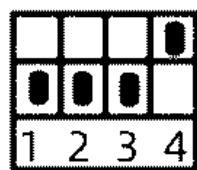
25 Minute



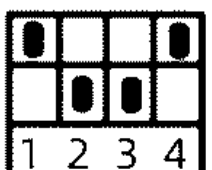
30 Minute



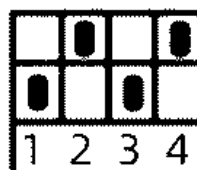
40 Minute



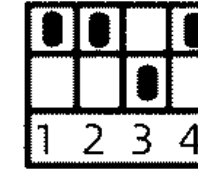
50 Minute



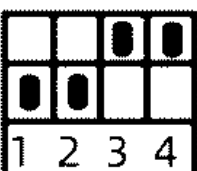
60 Minute



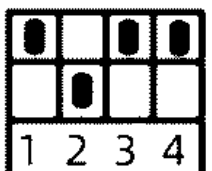
90 Minute



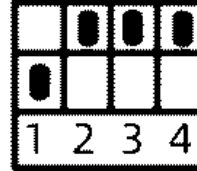
120 Minute



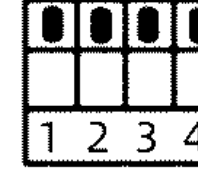
180 Minute



240 Minute



300 Minute



480 Minute

From: <https://www.euloxio.myds.me/dokuwiki/> - Euloxio wiki

Permanent link: <https://www.euloxio.myds.me/dokuwiki/doku.php/doc:tec:trastos:timer:inicio?rev=1776838751>

Last update: 2026/04/22 08:19

