

# Temporizador lámpara

## Cableado



Connect to the input  
220V fire wire


Connect to input  
220V neutral line

Connect to output  
220V fire wire

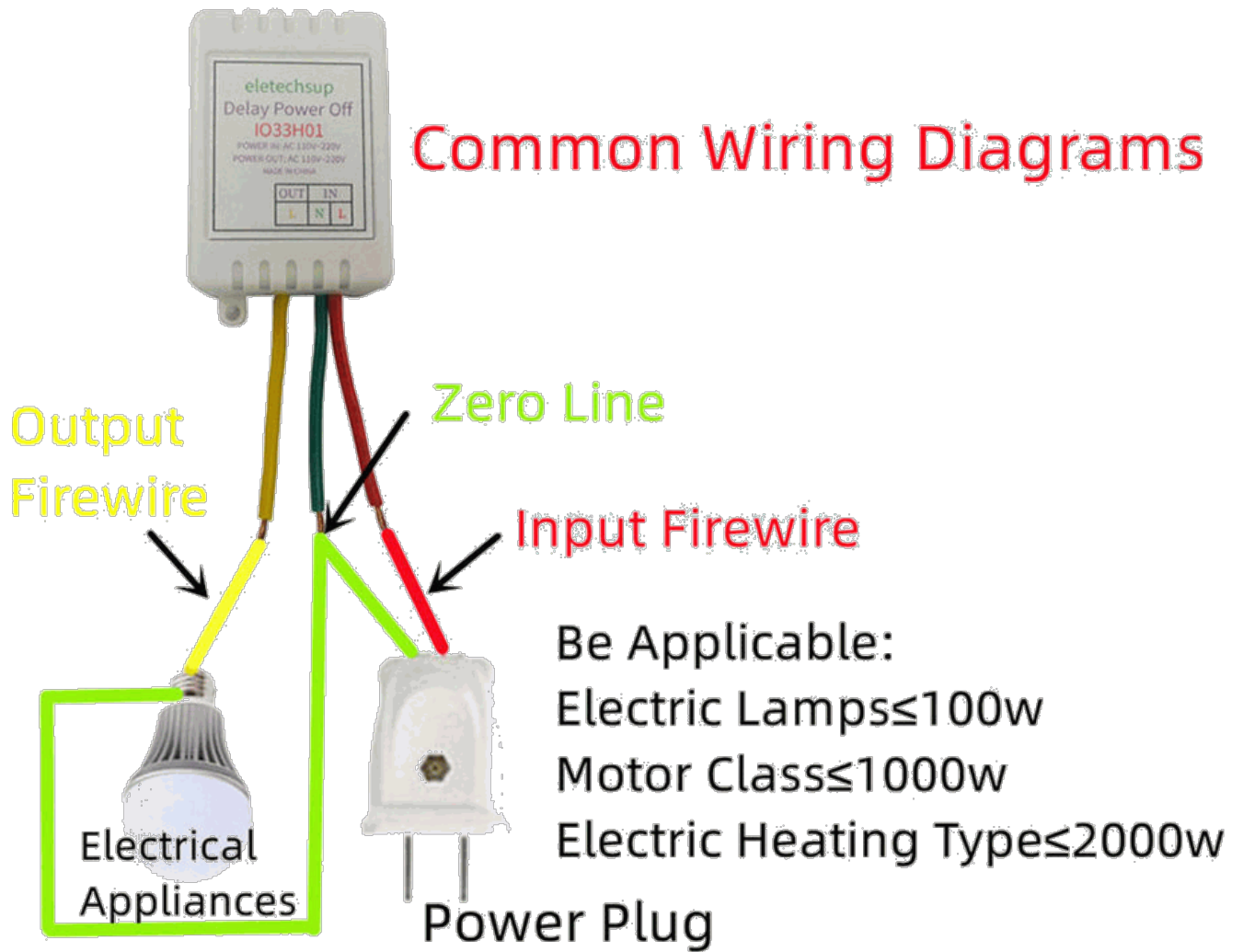
The neutral wire cannot be reversed, otherwise the yellow wire will have no output, Live wiring is prohibited

## Montaje

# AC 110V-220V Power ON Delay OFF Relay Switch

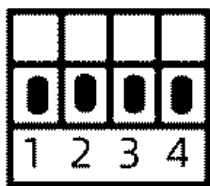


# Common Wiring Diagrams

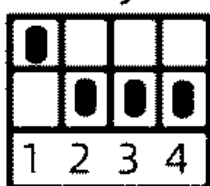


## Programación

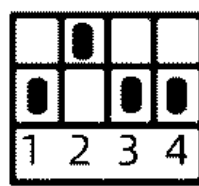
# Io33h01 Setting Delay Time 16 Modes Reference Table



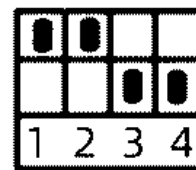
1 Minute



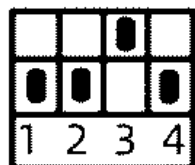
3 Minute



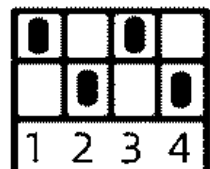
5 Minute



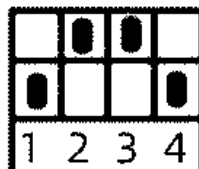
10 Minute



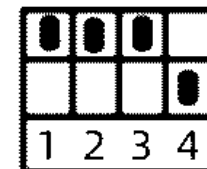
15 Minute



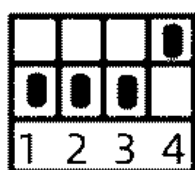
25 Minute



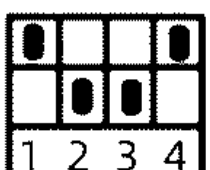
30 Minute



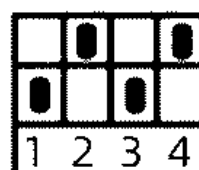
40 Minute



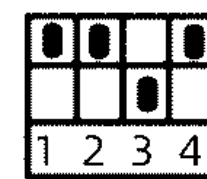
50 Minute



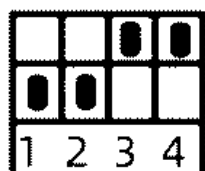
60 Minute



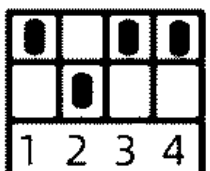
90 Minute



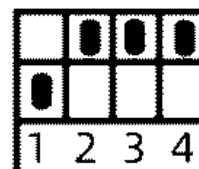
120 Minute



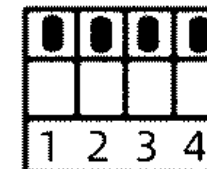
180 Minute



240 Minute



300 Minute



480 Minute

From:

<https://www.euloxio.myds.me/dokuwiki/> - Euloxio wiki

Permanent link:

<https://www.euloxio.myds.me/dokuwiki/doku.php/doc:tec:trastos:timer:inicio?rev=1776838875>

Last update: 2026/04/22 08:21

